



CATER
WAREHOUSE
LIMITED

**PRODUCT
CATALOGUE**



Index

Catering Equipment 1 – 12

Refrigeration Equipment 13 – 21

Bakery Equipment 22 – 26

Butchery Equipment 27 – 34

Shopfitting Equipment 35

Catering Equipment



ELECTRIC CHIP FRYER
TABLE MODEL

Model: EF81
Dimensions: 280 x 400 x 250mm
Voltage: 220V
Capacity: 5lt



ELECTRIC CHIP FRYER
TABLE MODEL

Model: EF82
Dimensions: 570 x 400 x 250mm
Voltage: 220V
Capacity: 5lt x 2



ELECTRIC CHIP FRYER
FLOOR MODEL

Model: WEF212
Dimensions: 280 x 400 x 250mm
Voltage: 220V
Capacity: 5lt x 2



GAS CHIP FRYER

Model: EF71
Dimensions: 290 x 470 x 470mm
Capacity: 5.5 lt
No of pans: 1
Weight: 65kg



GAS CHIP FRYER

Model: EF72
Dimensions: 580 x 470 x 470mm
Capacity: 5.5 lt x 2
No of pans: 2
Weight: 65kg



ELECTRIC CHIP FRYER

Model: EF482BY
Dimensions: 840 x 850 x 935mm
Capacity: 25 lt x 2
No of pans: 2
Voltage: 380V/9kW
Weight: 65kg



GAS CHIP FRYER

Model: GF462
Dimensions: 840 x 850 x 935mm
Capacity: 25 lt x 2
No of pans: 2
Pressure: 2800 Pa
Weight: 65kg

Catering Equipment



FLAT TOP GRILLER

Model: GH818
Dimensions: 550 X 380 X 300mm
Voltage: 220V
Weight: 35kg



CANDY FLOSS MACHINE

Model: CC3703
Dimensions: 518 x 518 x 500mm
Voltage: 220V
Weight: 35kg



ELECTRIC SHWARMA

Model: WYE890
Dimensions: 550 x 380 x 300mm
Voltage: 220V
Weight: 35kg



GAS SHWARMA

Model: WYE793
Dimensions: 550 x 380 x 300mm
Weight: 35kg



POPCORN MACHINE

Model: WTP6E/6A
Dimensions: 520 x 380 x 670mm
Voltage: 220V
Weight: 24kg



CHICKEN GRILLERS

Model: YXD266
Dimensions: 590 x 690 x 660mm
Output: 8 medium chickens
Voltage: 220V




URN - STAINLESS STEEL

Model: URN10T
Capacity: 10 lt
Voltage: 220V
Weight: 10kg

Model: URN20T
Capacity: 20 lt
Voltage: 220V
Weight: 20kg

Model: URN30T
Capacity: 30 lt
Voltage: 220V
Weight: 25kg



CHAFING DISH
STAINLESS STEEL POLISHED

Model: CHAF090
Dimensions: 630 x 350 x 330mm
Capacity: 9lt
Weight: 5.1kg

Catering Equipment



POTATO PEELER FLOOR MODEL


Model: POT001
Dimensions: 780 x 420 x 1400mm
Voltage: 220V
Peeling Time: 45- 60 secs.
Capacity: 15kg/1 load



CHIPPER

Model: CHIP007
Dimensions: 12mm
Capacity: 7 x 7 Hole

Model: CHIP006
Dimensions: 14mm
Capacity: 6 x 6 Hole



SEALING MACHINES

Model: HSM0300
Sealing Bar: 300mm
Heating Time: 0-1.5 sec
Power: 0.38kW
Weight: 3.3kg



MICROWAVE

Model: MWS1000
Dimensions: 520 x 406 x 309mm
Weight: 23kg
Capacity: 28lt
Power: 1000W

Catering Equipment



MILK SHAKE MIXER

Model: MMA0001
Dimensions: 165 x 158 x 498mm
Weight: 4.5kg
Power: 0.35kW



COFFEE MACHINE

Model: JKA
Dimensions: 205 x 340 x 430mm
Output: 18lt p/h
Power: 2.1kW
Brewing Time: 2.2lt IN 7 min



FOOD BLENDER

Model: BBH0908
Dimensions: 165 x 203 x 387mm
Capacity: 1.3lt
Power: 0.32kW
Weight: 4.1kg

Catering Equipment



CONVEYOR TOASTER

Model: CTK0005
Dimensions: 367 x 761 x 424mm
Weight: 17.5kg
Voltage: 230V
Capacity: Approx 300 slices p/h



CHIP WARMER

Model: WYD819
Dimensions: 340 x 630 x 489mm
Weight: 7kg
Voltage: 230V



SANDWICH TOASTER

Model: EB350
Dimensions: 460 x 210 x 225mm
Cooking Surface: 330 x 335mm
Weight: 14kg
Voltage: 230V



POP-UP TOASTER

Model: TSK0006
Dimensions: 460 x 210 x 225mm
Output: Approx 200 slices p/h
Weight: 6kg
Voltage: 230V

Catering Equipment



PIZZA CONVEYOR OVEN

Model: WDR12
Voltage: 220V
Dimensions: 1120 x 605 x 490mm
Capacity: Approx 20 pizzas p/h
Weight: 54kg



BAIN-MARIE

Model: HEB1
Power: 3kW
Dimensions: 400 x 770 x 268mm
Voltage: 230V
Weight: 12kg



BAIN-MARIE

Model: HEB1
Power: 3kW
Dimensions: 400 x 770 x 268mm
Voltage: 230V
Weight: 12kg



BAIN-MARIE

Model: HEB2
Power: 3kW
Dimensions: 739 x 770 x 268mm
Voltage: 230V
Weight: 18kg



BAIN-MARIE

Model: HEB3
Power: 3kW
Dimensions: 1080 x 770 x 268mm
Voltage: 230V
Weight: 22kg

Catering Equipment



BOILING TABLES GAS

*Removable Legs
*Available in 4 Sizes

Model: BO1001
Dimensions: 400 X 450 X 720mm
NO OF BURNERS: 1

Model: BO1002
Dimensions: 900 X 450 X 720mm
NO. OF BURNERS: 2

Model: BO1003
Dimensions: 13 00 X 450 X 720mm
NO. OF BURNERS: 3

Model: BO1004
Dimensions: 1800 X 450 X 720mm
NO. OF BURNERS: 4



GAS GRILLERS

Model: GR1004
Dimensions: 560 X 750 X 850mm
NO OF BURNERS: 4

Model: GR1006
Dimensions: 790 X 750 X 850mm
NO OF BURNERS: 6

Model: GR1008
Dimensions: 1020 X 750 X 850mm
NO OF BURNERS: 8

Model: GR1010
Dimensions: 1250 X 750 X 850mm
NO OF BURNERS: 10



PIE WARMERS

Model: WRS660
Dimensions: 660 x 480 x 590mm
Weight: 38kg
Voltage: 220V

Model: WRS900
Dimensions: 900 x 480 x 590mm
Weight: 42kg
Voltage: 220V

Model: WRS1200
Dimensions: 1200 x 480 x 590mm
Weight: 40kg
Voltage: 220V

Catering Equipment



SALAMANDERS

Model: SAA0001
Voltage: 230V
Power: 3.0kW
Dimensions: 728 x 506 x 428mm
Shelf Dimensions: 330 x 640mm
Weight: 20kg

Model: SAA0002
Voltage: 230V
Power: 2.8kW
Dimensions: 728 x 506 x 428mm
Shelf Dimensions: 330 x 640mm
Weight: 20kg

Model: SAA0005
Voltage: 230V
Power: 3.0kW
Dimensions: 480 x 270 x 375mm
Shelf Dimensions: 240 x 380mm
Weight: 12kg



CAKE DISPLAY FRIDGE

Model: CDA3701
Dimensions: 700 x 650 x 1900mm
Capacity: 420lt
Power: 0.58kW
Weight: 170kg



DISHWASHER

Model: HT11
Dimensions: 690 x 722 x 1400mm
Voltage: 400V
Weight: 115kg
Basket Size: 500x500mm
Max Glass Height: 345mm
Wash Pump: 1.1kW
Wash Tank: 30lt
Base Basket: 500 x 500mm

Catering Equipment



SINKS SINGLE

Model: SIN050
 Dimensions: 750 x 680 x 900mm
 Capacity: 1 x 150lt



SINKS DOUBLE

Model: SIN1150
 Dimensions: 1700 x 680 x 900mm
 Capacity: 1 x 50lt, 1 x 150lt

Model: SIN250
 Dimensions: 1700 x 680 x 900mm
 Capacity: 2 x 50lt

Model: SIN0150
 Dimensions: 1700 x 680 x 900mm
 Capacity: 2 x 150lt



TABLE STAINLESS STEEL

*available in 3 sizes

Model: TAB011
 Dimensions: 1,1m x 680 x 900mm

Model: TAB017
 Dimensions: 1,7m x 680 x 900mm

Model: TAB023
 Dimensions: 2,3m x 680 x 900mm



CANOPY SYSTEMS

Model: CANO180
 Dimensions: 1800 x 1200mm
 Galvanised

Model: CANO240
 Dimensions: 2400 x 1200mm
 Galvanised

Model: CANO300
 Dimensions: 3000 x 1200mm
 Galvanised

*we manufacture any size of canopy's

*Canopy Includes:
 Pipes: 400mm
 Filters
 Fans: 220V, 400m diameter
 Rain Cowl

*Additions
 Pipes
 Filters
 Fans
 Rain cowl
 Bends

Pics are for illustration purposes only and may vary from actual product

Catering Equipment



BAINMARIE STRAIGHT GLASS FLOOR MODEL

Model: BAIN003
Dimensions: 1200 x 700 x 900mm
No. of divisions: 3
Voltage: 220V

.....
Model: BAIN004
Dimensions: 1475 x 700 x 900mm
No. of divisions: 4
Voltage: 220V

.....
Model: BAIN005
Dimensions: 1600 x 700 x 900mm
No. of divisions: 5
Voltage: 220V



BAINMARIE STRAIGHT GLASS FLOOR MODEL

*available in 3 sizes

Model: BAIN1300 S
Dimensions: 1300 x 1100 x 1350mm
No. of divisions: 3
Voltage: 220V

.....
Model: BAIN1800 S
Dimensions: 1800 x 1100 x 1350mm
No. of divisions: 5
Voltage: 220V

.....
Model: BAIN2400 S
Dimensions: 2400 x 1100 x 1300mm
No. of divisions: 6
Voltage: 220V



BAINMARIE CURVED GLASS FLOOR MODEL

* available in 2 sizes

Model: BAIN1300 C
Dimensions: 1300 x 1100 x 1350mm
No. of divisions: 3
Voltage: 220V

.....
Model: BAIN1800 C
Dimensions: 1800 x 1100 x 1350mm
No. of divisions: 5
Voltage: 220V

.....
Model: BAIN2400 C
Dimensions: 2400 x 1100 x 1350mm
No. of divisions: 6
Voltage: 220V

Catering Equipment



PIE WARMERS FLOOR MODEL

*available in 2 sizes

Model: PIE0130 - Straight
Dimensions: 1300 x 110 x 1350mm
Voltage: 220V

Model: PIE130 - Curve
Dimensions: 1300 x 1100 x 1350mm
Voltage: 220V



PIE WARMERS FLOOR MODEL

Model: TTMD39A/1
Dimensions: 1200 x 1100 x 1400mm
Voltage: 220V



SWEET COUNTER

Model: SWEO180
Dimensions: 1800 x 530 x 960mm



CHECK OUT COUNTER HEAVY DUTY

Model: CHE1800
Dimensions: 1800 x 1000 x 1000mm



CHECK OUT COUNTER LIGHT DUTY

Model: CHE1600
Dimensions: 1600 x 900 x 1000mm

Pics are for illustration purposes only and may vary from actual product

Refrigeration Equipment



JUICE DISPENSERS

Model: LSJ12X2
Dimensions: 470x 450 x 690mm
Voltage: 220V
Weight: 33kg
Capacity: 12lt x 2



JUICE DISPENSERS

Model: LSJ12X3
Dimensions: 640 x 450 x 690mm
Voltage: 220V
Weight: 38kg
Capacity: 12lt x 3



JUICE DISPENSERS

Model: XRJ15X1
Dimensions: 590 x 320 x 780mm
Capacity: 15lt x 1
Voltage: 220V
Weight: 32kg



JUICE DISPENSERS

Model: XRJ15X2
Dimensions: 600 x 400 x 750mm
Capacity: 15lt x 2
Voltage: 220V
Weight: 42kg

Refrigeration Equipment



ICE MACHINE

Model: AZ22 CUBE
Dimensions: 360 x 470 x 603mm
Weight: 35kg
Power: 360W
Ice Storage: 8kg
Max Production: 22kg/24h



ICE MACHINE

Model: AZ32L (SS DOOR) CUBE
Dimensions: 370 x 600 x 842mm
Weight: 46kg
Power: 210W
Ice Storage: 12kg
Max Production: 30kg/24h



ICE MACHINE

Model: AZ22 CUBE
Dimensions: 360 x 470 x 603mm
Weight: 35kg
Power: 360W
Ice Storage: 8kg
Max Production: 22kg/24h



ICE MACHINE

Model: AZ45 CUBE
Dimensions: 558 x 536 x 827mm
Weight: 55kg
Power: 520W
Ice Storage: 16kg
Max Production: 48kg/24h



ICE MACHINE

Model: AZ70 BULLET
Dimensions: 558 x 536 x 827mm
Weight: 55kg
Power: 560W
Ice Storage: 16kg
Max Production: 68kg/24h

Refrigeration Equipment



ICE CREAM MACHINE

*Two plus one mixed flavour
 Model: OP33ID
 Dimensions: 455 x 695 x 1228mm
 Weight: 156kg
 Power: 1.6kW
 Hourly Production: 25lt/h 180 cones/h
 Condenser: Air
 Refrigeration: R22
 Main Compressor: 930W/R22



ICE CREAM MACHINE

Model: WF168SD
 Dimensions: 800 x 480 x 850mm
 Weight: 95kg
 Power: 1100w
 Hourly Production: 7.2lt/h
 Condenser: Fan Cooling
 Refrigeration: R22/404A
 Main Compressor: 930W/R22



SINGLE DOOR FRIDGE / FREEZER

FRIDGE
 Model: GD650
 Dimensions: 650 x 630 x 2010mm
 Voltage: 220V
 Temperature: 0-5°C
 Capacity: 460lt

.....
 FREEZER
 Model: GU650
 Dimensions: 650 x 630 x 2010mm
 Voltage: 220V
 Temperature: = -15°C
 Capacity: 460lt



DOUBLE DOOR FRIDGE SLIDING DOOR

*available in 2 sizes

Model: GD1140
 Dimensions: 1140 x 630 x 2010mm
 Power: 220V
 Temperature: 0-5°C
 Capacity: 720lt

.....
 Model: GD890
 Dimensions: 890 x 630 x 201mm
 Power: 220V
 Temperature: 0-5°C
 Capacity: 580lt

Refrigeration Equipment



SINGLE DOOR FRIDGE SWING DOOR

Model: FR300
Dimensions: 600 x 600 x 1800mm
Voltage: 220V
Temperature: 0-5°C
Capacity: 300lt

Model: FR400
Dimensions: 600 x 600 x 1940mm
Voltage: 220V
Temperature: 0-5°C
Capacity: 400lt



TWO DOOR FRIDGE SWING DOOR

Model: SCW688
Dimensions: 1080 x 650 x 1979mm
Voltage: 220V
Temperature: 0-5°C
Capacity: 608lt



THREE DOOR FRIDGE SWING DOOR

Model: FR11800
Dimensions: 1800 x 740 x 1920mm
Voltage: 220V
Temperature: 0-5°C
Capacity: 1500lt

Refrigeration Equipment



DISPLAY FRIDGE CURVED GLASS

SHOWMASTER

*available in 3 sizes

Model: DISC013
Dimensions: 1300 x 1100 x 1350mm
Voltage: 220V
Temperature: 0-5°C

Model: DISC018
Dimensions: 1800 x 1100 x 1350mm
Voltage: 220V
Temperature: 0-5°C

Model: DISC024
Dimensions: 2400 x 1100 x 1350mm
Voltage: 220V
Temperature: 0-5°C



DISPLAY FRIDGE/FREEZER CURVED GLASS

Available in 2 sizes

Model: SWC024
Dimensions: 2400 x 1000 x 1200mm
Voltage: 220V
Temperature: Fridge/ Freezer

Model: SWL018
Dimensions: 1800 x 1000 x 1200mm
Voltage: 220V
Temp: Fridge/Freezer



CAKE DISPLAY FRIDGE

Model: TTMD39B
Dimensions: 1500 x 1100 x 1100mm
Voltage: 220V
Temperature: 210° C

Refrigeration Equipment



DISPLAY FREEZER HARD TOP

Model: CF225SL
Dimensions: 800 x 500 x 882mm
Voltage: 220V

Model: CF311SL
Dimensions: 1065 x 635 x 860mm
Voltage: 220V
Temperature: Freezer
Capacity: 311 lt

Model: CF460SL
Dimensions: 1250 x 735 x 860mm
Voltage: 220V
Temperature: Freezer
Capacity: 460 lt

Model: CF520SL
Dimensions: 1450 x 735 x 895mm
Voltage: 220V
Temperature: Freezer
Capacity: 520 lt

DISPLAY FRIDGE STRAIGHT GLASS

SHOWMASTER

*available in 3 sizes

Model: DIS0130
Dimensions: 1300 x 1100 x 1350mm
Voltage: 220V
Temperature: 0-5°C

Model: DIS0180
Dimensions: 1800 x 1100 x 1350mm
Voltage: 220V
Temperature: 0-5°C

Model: DIS0240
Dimensions: 2400 x 1100 x 1350mm
Voltage: 220V
Temperature: 0-5°C

* all with under storage

Refrigeration Equipment



UNDERBAR FRIDGE

*available in 2 sizes

Model: GB1800S
Dimensions: 1800 x 755 x 905mm
Voltage: 220V
Temperature: 0-5°C
No. of doors: 2

Model: GB1800G
Dimensions: 1800 x 755 x 905mm
Voltage: 220V
Temperature: 0-5°C
No. of doors: 2



UNDERBAR FRIDGE

*available in 2 sizes

Model: GB2400S
Dimensions: 2400 x 755 x 905mm
Voltage: 220V
Temperature: 0-5°C
No. of doors: 3

Model: GB2400G
Dimensions: 2400 x 755 x 905mm
Voltage: 220V
Temperature: 0-5°C
No. of doors: 3



Refrigeration Equipment



DISPLAY FREEZER ISLAND STYLE

GLASS TOP

Model: CF520GL
Dimensions: 1500 x 750 x 900mm
Voltage: 220V
Capacity: 520lt

Model: GT2005
Dimensions: 2000 x 850 x 900mm
Voltage: 220V
Capacity: 700lt

Model: GT2505
Dimensions: 2520 x 900 x 850mm
Capacity: 850lt



DISPLAY FREEZER GLASS TOP

Model: FRE650GL
Dimensions: 2000 x 900 x 850mm
Voltage: 220V
Capacity: 650lt



DISPLAY FREEZER GLASS TOP

Model: FRE400GL
Dimensions: 1322 x 596x 880mm
Voltage: 220V
Capacity: 400lt

Refrigeration Equipment



UPRIGHT OPEN FRIDGE

*available in 3 sizes

Model: DAO300
 Dimensions: 1300 x 900 x 2000mm
 Power: 220V
 Temperature: 0-5°C

Model: DAO250
 Dimensions: 2500 x 900 x 2000mm
 Power: 220V
 Temperature: 0-5°C

Model: DAO200
 Dimensions: 2000 x 900 x 2000mm
 Power: 220V
 Temperature: 0-5°C



COLD ROOMS

Specifications

COLD ROOM

Model: COLO180
 Dimensions: 1,8m x 1,8m x 2,4m
 Temperature: 0- 5°C
 Thickness of panels: 75mm

Model: COLO240
 Dimensions: 2,4m x 2,4m x 2,4m
 Temperature: 0-5°C
 Thickness of panels: 75mm

Model: COLO30
 Dimensions: 3m x 2,4m x 2,4m
 Temperature: 0-5°C
 Thickness of panels: 75mm

FREEZER ROOMS

Specifications

FREEZER ROOM

Model: FRE0180
 Dimensions: 1,8m x 1,8 x 2,4m
 Temperature: = -18°C
 Thickness of panels: 120mm

Model: FRE0240
 Dimensions: 2,4m x 2,4m x 2,4m
 Temperature: = -18°C
 Thickness of panels: 120mm

Model: FRE030
 Dimensions: 3m x 2,4m x 2,4m
 Temperature: = -18°C
 Thickness of panels: 120mm

We manufacture to any size and specification.
 Also Available Blast Freezers and Glass Door Freezer and Cold Rooms

Pics are for illustration purposes only and may vary from actual product

Bakery Equipment

DECK OVEN SINGLE



Model: DL1
Dimensions: 600 x 770 x 530mm
Voltage: 220V
Pans per deck: 1 x 600 x 400mm
Weight: 40kg

Model: PL2
Dimensions: 1100 x 770 x 530mm
Voltage: 220V
Pans per deck: 2 x 600 x 400mm
Weight: 60kg



DECK OVEN SINGLE

Model: SL3
Dimensions: 1655 x 770 x 530mm
Voltage: 220V,
Loaves: 20
Pans per deck: 3 x 600 x 400mm
Weight: 100kg



DECK OVEN DOUBLE

Model: SL6
Dimensions: 1655 x 770 x 1240mm
Voltage: 380V
Loaves: 40
Pans per deck: 3 x 600 x 400mm
Weight: 250kg



DECK OVEN TRIPLE

Model: SL9
Dimensions: 1655 x 770 x 1540mm
Voltage: 380V
Loaves: 60
Pans per deck: 3 x 600 x 400mm
Weight: 350kg

Bakery Equipment



GAS DECK OVEN SINGLE

Model: QL2
Dimensions: 1335 x960 x 720mm
Voltage: 220V
Heat Load: 45 MJ/h
Energy: LPG Gas
Weight: 130kg
Trays: 2



GAS DECK OVEN DOUBLE

Model: QL4
Dimensions: 1335 x960 x 1375mm
Voltage: 220V
Heat Load: 90 MJ/h
Energy: LPG Gas
Weight: 220kg
Trays: 4



GAS DECK OVEN TRIPLE

Model: QL6
Dimensions: 1335 x960 x 1835mm
Voltage: 220V
Heat Load: 135 MJ/h
Energy: LPG Gas
Weight: 310kg
Trays: 6

Bakery Equipment



DOUGH MIXER

30LT
 Model: HS30
 Voltage: 220V
 Capacity: 30lt
 Weight: 60kg

 50LT
 Model: HS50A
 Dimensions: 520 x 960 x 870mm
 Voltage: 380V
 Capacity: 50lt
 Weight: 100kg

 Model: HS50
 Dimensions: 520 x 960 x 870mm
 Voltage: 220V
 Capacity: 50lt
 Weight: 100kg

DOUGH MIXER

.....
 80LT
 Model: HS80
 Dimensions: 1122 x 682 x 1305mm
 Voltage: 380V
 Capacity: 80lt
 Weight: 439kg

 130LT
 Model: HS130
 Dimensions: 1222 x 750x 1430mm
 Voltage: 380V
 Capacity: 130lt
 Weight: 522kg



CAKE MIXER

10LT
 Model: B10
 Dimensions: 470 x370 x 600mm
 Voltage: 220V
 Capacity: 10lt
 Weight: 45kg

 20LT
 Model: B20
 Dimensions: 530 x 480 x 800mm
 Voltage: 220V
 Capacity: 20lt
 Weight: 60kg

 40LT
 Model: B40
 Dimensions: 470 x370 x 600mm
 Voltage: 220V
 Capacity: 10lt
 Weight: 45kg



BREAD SLICER – GRAVITY FEED TABLE MODEL

Model:TR12
 Dimensions:650 x 750 x 740mm
 Voltage: 220V
 Slice Size: 12mm
 Weight: 50kg

Bakery Equipment



DOUGH DIVIDER

Model: CG36
Dimensions: 410 x 570 x 130mm
Weight: 135kg
Capacity per piece: 30 - 180
Voltage: 220V
Specifications: 36 pieces



DOUGH MOULDER

Model: CG38
Dimensions: 1400 x 670 x 1120mm
Weight: 180kg
Capacity: 30 - 1500g
Voltage: 220V
Conveyor size: 380mm
Roller length: 300mm
Rolling up: 2.5 - 3



PROOVER SINGLE DOOR

Model: FX13A
Dimensions: 500 x 710 x 1740mm
Voltage: 220V
Weight: 65kg
Takes: 13 trays



PROOVER SINGLE DOOR

Model: FX6A
Dimensions: 1150 x 720 x 1670mm
Weight: 90kg
Takes: 26 trays
Voltage: 220V

Bakery Equipment



DOUGH SHEETER

Model: LSP520
 Dimensions: 2430 x 875 x 1230mm
 Voltage: 220V
 Speed: 133 r/min
 Weight: 280kg



BREAD PANS

B03
 B04
 B05



CONVECTION OVEN

Model: TTO131
 Voltage: 2.4kW
 Dimensions: 620 x 600 x 570mm
 No. of trays: 4
 Weight: 41kg



CONVECTION OVEN

Model: TTO228C
 Power: 12kW
 Dimensions: 860 x 1110 x 1090mm
 No. of trays: 10
 Weight: 175kg
 Voltage: 380V
 Steam Function



CONVECTION OVEN

Model: TT0130
 Power: 2.4kW
 Dimensions: 840 x 800 x 570mm
 No. of trays: 4
 Weight: 41kg
 Voltage: 220V
 Steam Function



CONVECTION OVEN

Model: TTO169
 Power: 12kW
 Dimensions: 620 x 600 x 570mm
 No. of trays: 4
 Weight: 39kg
 Voltage: 220V
 Steam Function

Butchery Equipment



BANDSAW

380V
 Model: BNSW380
 Dimensions: 850 x 850 x 1800mm
 Voltage: 380V
 Power: 1,5kW
 Blade: 112"
 Weight: 200kg

220V
 Model: BNSW220
 Dimensions: 850 x 850 x 1800mm
 Voltage: 220V
 Power: 1,5kW
 Blade: 112"
 Weight: 200kg

220V - Springbok
 Model: BNA220
 Dimensions: 500 x 550 x 1800mm
 Voltage: 220V
 Blade: 2300mm
 Weight: 45kg

220V
 Model: BNSJ220
 Dimensions: 500 x 600 x 1800mm
 Voltage: 220V
 Power: 1,1kW
 Blade: 2325mm
 Weight: 70kg



MINCER FLOOR MODEL

220V-FLOOR MODEL
 Model: MNC32
 Dimensions: 1100 x 660 x 1110mm
 Voltage: 220V
 Power: 2,5kW
 Weight: 180kg

380V-FLOOR MODEL
 Model: MNC32A
 Dimensions: 1100 x 660 x 1110mm
 Voltage: 380V
 Power: 2,5kW
 Weight: 180kg

380V-FLOOR MODEL
 Model: TC42
 Dimensions: 530x 1020 x 950mm
 Voltage: 380V
 Power: 5,5kW
 Weight: 250kg

380V-FLOOR MODEL
 Model: MNC52
 Dimensions: 600x 1020 x 1500mm
 Voltage: 380V
 Power: 7,5kW
 Weight: 550kg

Pics are for illustration purposes only and may vary from actual product

Butchery Equipment



SAUSAGE FILLERS REBER (Italian)

Model: SAU003 - 3lt
Single speed
Horizontal
Dimensions: 360x 180x 170mm
weight: 4.5kg



Model: SAU005 - 5lt
Two speed
Horizontal
Dimensions: 530x 200x 200mm
weight: 8kg



Model: SAU008 - 8lt
Two speed
Horizontal
Dimensions: 600x 200x 170mm
Weight: 12kg

Model: SAU012 - 12lt
Two speed
Horizontal
Dimensions: 700x 200x 170mm
Weight: 14kg



MINCERS- Table REBER (Italian)

Model: Rebo12
Voltage: 220V
Power: 0.40kW
Weight: 20kg

Model: Rebo22
Voltage: 220V
Power: 0.60kW
Weight: 30kg

Model: Rebo32
Voltage: 220V
Power: 1.2kW
Weight: 40kg

Butchery Equipment



POLONY SLICER REBER (Italian)

Model: POLO220
Dimensions: 580 x 466 x 420mm
Voltage: 220V
Blade diameter : 220mm
Weight: 25kg

.....
Model: POLO250
Dimensions: 580 x 466 x 420mm
Voltage: 220V
Blade diameter : 250mm
Weight: 30kg

.....
Model: POLO300
Dimensions: 580 x 466 x 420mm
Voltage: 220V
Blade diameter : 300mm
Weight: 40kg



VACUUM SEALERS

Model: DZ260
Dimensions: 385 x 280 x 1200mm
Voltage: 220V
Sealing Length: 260mm
Weight: 35kg
Sealing bar: 1


.....
Model: DZ400
Dimensions: 540 x 480 x 1010mm
Voltage: 220V
Sealing Length: 400mm
Weight: 110kg
Sealing bar: 2



TENDERISER SKYMSSEN

Model: TDS10001
Power: 0.37kW
Weight: 29kg
Dimensions: 530 x 470 x 220mm

Butchery Equipment



PATTY MACHINES

Model: PMB100
Patty Machine 100mm

Model: PMB100
Patty Machine 130mm



BILTONG SLICER TABLE MOUNTED

Model: BSH2002
Hand operated biltong slicer



BILTONG SLICER

Model: BSB2001
Power: 0.55kW
Weight: 14kg
Speed: 1440rpm



HAND MINCER


Model: MHP0022
Model: MHP0032



BUTCHER BLOCK

BBS0610: 610 x 610mm

Butchery Equipment



RETAIL SCALE

Model: RSE1015
Platform Size: 378 x 277mm
Memory: 10000 PLU
Weight: 15kg



RETAIL SCALE

Model: RSE2020
Platform Size: 340 x 243mm
Weight: 15kg



PORTION ELECTRIC SCALE

Model: PSE0030
Platform Size: 295 x 215mm
Weight: 30kg



RETAIL SCALE

Model: RSE0020
Platform Size: 340 x 243mm
Weight: 15kg

Butchery Equipment



CARCASS SCALE

Model: PSM3300
Platform Size: 295 x 215mm
Weight: 300kg



INDUSTRIAL PLATFORM SCALE

Model: PSE1300
Platform Size: 360 x 480mm
Weight: 300kg



WRAPPING MACHINE

Model: WMW0380
Power: 0.75kW
Dimensions: 583 x 670 x 158mm
Weight: 6kg
Max Roll Size: 380mm



INSECT EXTERMINATOR

Model: IEA0660
Dimension: 660 x 97 x 380mm
Voltage: 230V
Weight: 4.8kg

Butchery Equipment



COOKER CABINET

Model: CCB0170
Dimension: 1015 x 720 x 610mm
Weight: 80kg
Chamber Size: 700 x 500 x 500mm
Voltage: 220V - 240V



SMOKING CABINET

Model: SCB0600
Dimension: 1015 x 610 X 940mm
Weight: 72kg
Chamber Size: 785 x 500 x 500mm
Voltage: 220V - 240V



SAUSAGE FILLER

Model: SF260
Dimensions: 640 X 400 X 1240mm
Weight: 90kg
Voltage: 220V
Capacity: 26lt



BOWL CUTTER

Model: QS620
Dimensions: 755 X 710 X 940mm
Weight: 126kg
Voltage: 380V
Capacity: 20lt

Butchery Equipment



MINI BILTONG CABINET

Model: BCB0245
Dimension: 580 x 460 X 1080mm
Weight: 43kg
Chamber Size: 500 x 450 x 910mm
Voltage: 220V- 240V



STAINLESS STEEL BILTONG CABINET

Model: BCB1250
Dimension: 1000 x 740 x 2015mm
Weight: 120kg
Chamber Size: 950 x 730 x 1750mm
Voltage: 220V- 240V



HAND SAW

Model: HSP0550
Plastic Handle: 550mm



STEAK AND KIDNEY DISH

SKS0001: 245 x 180 x 35mm
SKS0002: 295 x 210 x 40mm
SKS0003: 355 x 250 x 50mm
SKS0004: 410 x 275 x 75mm
SKS0005: 490 x 365 x 65mm
SKS0006: 590 x 390 x 45mm

Shopfitting Equipment



SUPERMARKET SHELVING

Model: SHEL001
Single Sided 5 Shelves
Dimensions: 914 X 380 X 1850mm

Model: SHEL002
Double Sided 10 Shelves
Dimensions: 914 X 380 X 1850mm
Base Shelf 450mm

Pics are for illustration purposes only and may vary from actual product



www.caterwarehouse.co.zm

Stand #2360, Shop #2, Longolongo Road, Lusaka, Zambia
Tel: +260 211 232 524 | Email: info@caterwarehouse.co.zm